PLUG

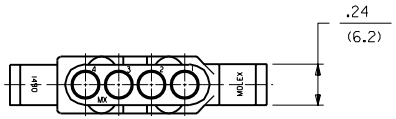

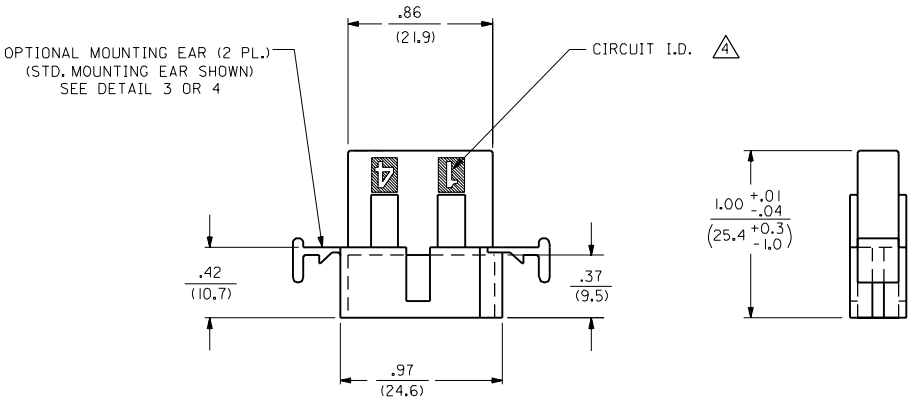

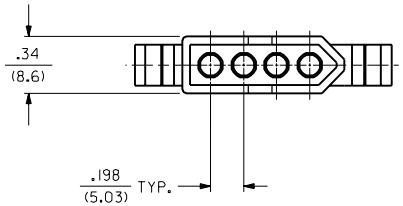

PLUG HOUSING

LTR.	REVISIONS
T	ADD -P1BU VERSION PER ECN #U3 1537 10-21-93 RW
S	REVISE PER ECR U1 1686 GK 8/9/91 RW
R1	ADD EDP'S & REVISE SUFFIXES. ECR U10834 GK 4/24/91 RW
R	REV. LENGTH TOL. ECN #U1 0685 3-22-91 RW
P	REV. & REDRAWN, ECR U8 1139 GEP 3-8-88 RW

MFG.	SH.	REV.
T	3	T
T	2	T
T	1	T

DIMENSIONS SHOWN (METRIC) INCH

UNLESS OTHERWISE SPECIFIED TOLERANCES: ANGULAR ± 2° | 0

	INCH	METRIC
3 PLACE	± .010	---
2 PLACE	± .014	± 0.25
1 PLACE	---	± 0.35

DRAFT WHERE APPLICABLE MUST REMAIN WITHIN DIMENSIONS

DRWG. BY GEP | CHK'D. BY RW
APP'D. BY RAS | SCALE 2 : 1

▽ = 0 ▼ = 0 REVISE ONLY ON CAD SYSTEM

TITLE .093/(2.36) HOUSING, PLUG AND RECEPTACLE, 4 CKT., .198/(5.03) CTRS.

MOLEX INCORPORATED LISLE, ILL. 60532 U.S.A.

SHEET NO. 1 OF 3 | DATE 3/ 9/88

PART NO. SEE CHART | DRWG. NO. SD-1490-■

FILE NAME SD1490X1 DGN

THIS DRAWING CONTAINS INFORMATION THAT IS PROPRIETARY TO MOLEX INC. AND SHOULD NOT BE USED WITHOUT WRITTEN PERMISSION

DIV. CP | SIZE C

PLUG	
PART NO.	ENG. NO.
03-09-2041	1490-P
03-09-2042	1490-P1
03-09-7041	1490-PBK
03-09-7042	1490-P1BK
PRELIMINARY	1490-P2
03-09-3042	1490-P1BU

RECEPTACLE	
PART NO.	ENG. NO.
03-09-1041	1490-R
03-09-1042	1490-R1
03-09-6041	1490-RBK
03-09-6042	1490-R1BK
03-09-1043	1490-R2
03-09-6043	1490-RBU
03-09-6045	1490-RGN

LEGEND:

1490-***-*

P = PLUG
R = RECEPTACLE

BLANK = WITH STANDARD EARS
1 = WITHOUT EARS
2 = WITH PREBENT EARS, PER DETAIL 4

COLOR: BLANK=NATURAL COLOR
AM=AMBER BK=BLACK BU=BLUE
BN=BROWN GY=GRAY GN=GREEN
OR=ORANGE RD=RED YW=YELLOW

BLANK = MATERIAL CODE A

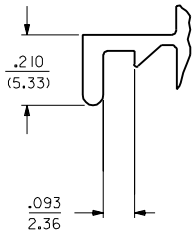

DETAIL 3

.093/(2.36) STANDARD MOUNTING EAR
(SCALE 4:1)

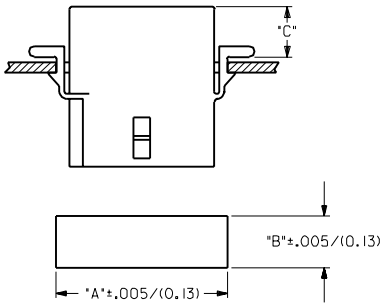

HOUSING	DIM. "A"	DIM. "B"	DIM. "C"
PLUG	1.131/(28.73)	.375/(9.52)	.36/(9.1)
RECEPTACLE	1.038/(26.36)	.312/(7.92)	.37/(9.4)

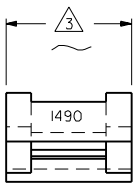

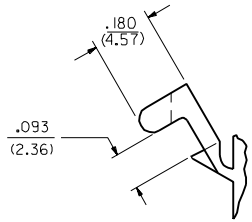

DETAIL 4

.093/(2.36) PREBENT MOUNTING EAR
(SCALE 4:1)

NOTES:

1. MATERIAL CODES:
   A = NYLON 6/6, 94V-2
2. THIS PART COMPLIES WITH MOLEX PRODUCT SPEC. 02-09.
3. FOR DIMENSION SEE SHEET 1 AND 2.
4. CIRCUIT I.D. NUMBERS ON HOUSING APPEAR ON PARTS FROM TOOLS BUILT AFTER 8/7/91.

LTR.	REVISIONS	LTR.	REVISIONS
		T	SEE SHT. 1
		S	SEE SHT. 1
		R1	SEE SHT. 1
		P	SEE SHT. 1

DIMENSIONS SHOWN (METRIC) INCH
UNLESS OTHERWISE SPECIFIED TOLERANCES: ANGULAR ± 0

	INCH	METRIC
3 PLACE	± .010	---
2 PLACE	± .014	± 0.25
1 PLACE	---	± 0.35

DRAFT WHERE APPLICABLE MUST REMAIN WITHIN DIMENSIONS

DRWG. BY GEP CHK'D. BY RW
APP'D. BY RAS SCALE 2 : 1

= 0 = 0 REVISE ONLY ON CAD SYSTEM

TITLE .093/(2.36) HOUSINGS, PLUG AND RECEPTACLE, 4 CKT., .198/(5.03) CTRS.

MOLEX INCORPORATED LISLE, ILL. 60532 U.S.A.

SHEET NO. 3 DATE 3/10/88

PART NO. SEE CHART DRWG. NO. SD-1490-•

FILE NAME SD1490X3.DGN

THIS DRAWING CONTAINS INFORMATION THAT IS PROPRIETARY TO MOLEX INC. AND SHOULD NOT BE USED WITHOUT WRITTEN PERMISSION.

DIV. CP SIZE C